

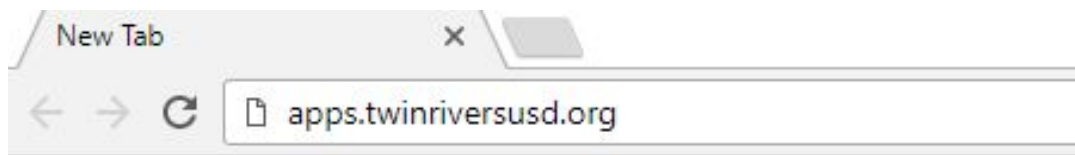
TRUSD APPs Portal

What is the TRUSD APPs Portal?


The TRUSD Apps Portal makes it easy to access instructional, curriculum and district applications without having to login multiple times. The TRUSD App Portal is how you access applications such as: SWUN, Think Central, My.HRW, myPerspectives, iLit, iReady, Collections, and more.

How to Login to TRUSD Apps Portal:

1. Browse to <http://apps.twinriversusd.org> or click the icon on your desktop of your district computer.



2. Click the “Sign in with your TRUSD account” button



3. Enter your district username and password at the next login Page then click the “Sign In” button.
Hint -> It is the same username and the password you use to log in to a district computer.

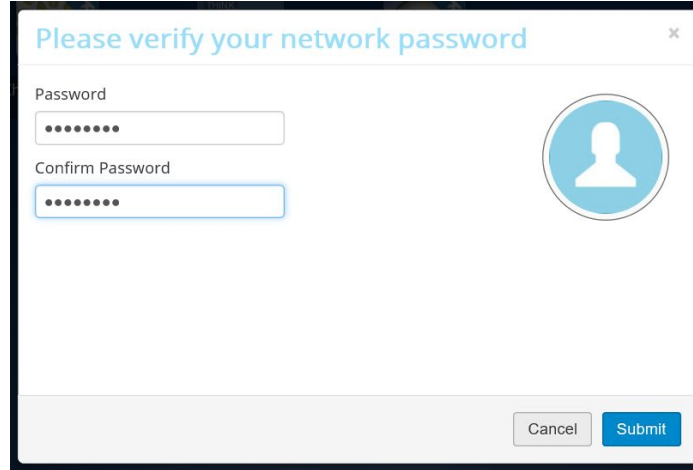


Sign in with your organizational account

Sign in

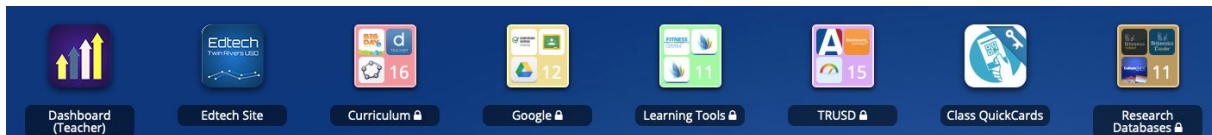
Welcome! In order to continue, please sign-in using your Twin Rivers Unified School District domain account.

4. * Verify your Password by entering the same password in the previous step twice more. Then click the “Submit” button.
- * You will only be asked to complete this step one time.




5. Many applications are organized into folders. Click the folders to find the application you want to access. Then click the application tile. Applications with a key icon on the top right corner will either auto login or store your password in a locker*.

* For apps/sites you have created your own account you will sign in using the username and password that you have created, the TRUSD App portal will use your password locker to sign you into those apps. You can skip this step if you do not want the apps portal to auto log you into those sites.



6. Then you are automatically logged in as yourself, no additional usernames or passwords are required!!!



Have Questions or Need Help? Please contact the Help Desk at Extension 55555